


G


S O

O S

G



www.ukulelenklasse.de




G


S O

O S

G



www.ukulelenklasse.de




G


S O

O S

G



www.ukulelenklasse.de




G

S O

O S

G



www.ukulelenklasse.de



A

LA

LA

A



www.ukulelenklasse.de



A

LA

LA

A



www.ukulelenklasse.de



A

LA

LA

A



www.ukulelenklasse.de



A

LA

LA

A



www.ukulelenklasse.de



H

TI

II

H



www.ukulelenklasse.de



H

TI

II

H



www.ukulelenklasse.de



H

TI

II

H



www.ukulelenklasse.de



H

TI

II

H



www.ukulelenklasse.de



C

do

op

C

www.ukulelenklasse.de



C

do

op

C

www.ukulelenklasse.de



C

do

op

C

www.ukulelenklasse.de



C

do

op

C

www.ukulelenklasse.de





d

re

re

p



www.ukulelenklasse.de



d

re

re

p



www.ukulelenklasse.de



d

re

re

p



www.ukulelenklasse.de



d

re

re

p



www.ukulelenklasse.de



e

mi

mi

e

www.ukulelenklasse.de



e

mi

mi

e

www.ukulelenklasse.de



e

mi

mi

e

www.ukulelenklasse.de



e

mi

mi

e

www.ukulelenklasse.de





f

fa

fa

f

www.ukulelenklasse.de



f

fa

fa

f

www.ukulelenklasse.de



f

fa

fa

f

www.ukulelenklasse.de



f


fa

fa

f

www.ukulelenklasse.de







b **g**

S O S O



www.ukulelenklasse.de



b **g**

S O S O



www.ukulelenklasse.de



b **g**

S O S O


www.ukulelenklasse.de



b **g**

S O S O

www.ukulelenklasse.de





a

la

la

a

www.ukulelenklasse.de



a

la

la

a

www.ukulelenklasse.de



a

la

la

a

www.ukulelenklasse.de



a

la

la

a

www.ukulelenklasse.de





h

ti

ti

h



www.ukulelenklasse.de



h

ti

ti

h



www.ukulelenklasse.de



h

ti

ti

h



www.ukulelenklasse.de



h


ti

ti

h




www.ukulelenklasse.de




C'

do'

op'




www.ukulelenklasse.de




C'

do'

op'




www.ukulelenklasse.de




C'

do'

op'




www.ukulelenklasse.de




C'

do'

op'



www.ukulelenklasse.de




d'


re'

re'

p



www.ukulelenklasse.de




d'


re'

re'

p



www.ukulelenklasse.de




d'


re'

re'

p



www.ukulelenklasse.de




d'


re'

re'

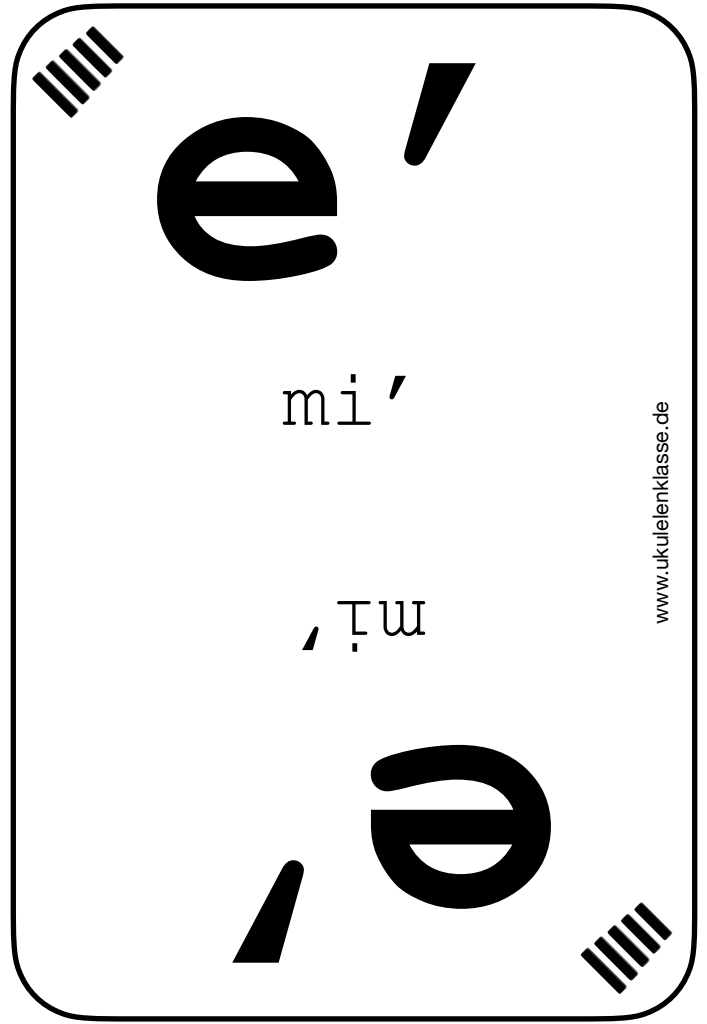
p



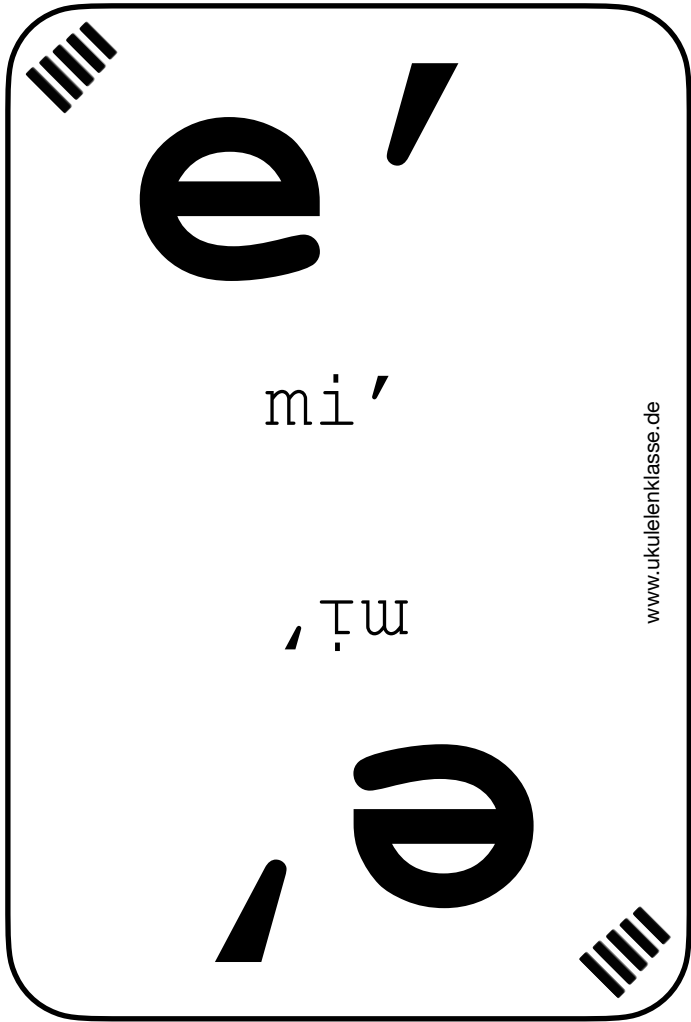
www.ukulelenklasse.de




Ukulele fretboard diagram for the E2 chord. The fretboard is shown with four strings and four frets. The strings are labeled from top to bottom: e', mi', 'u, e. The chord is formed by pressing the first fret on the e' string, the second fret on the mi' string, and the third fret on the 'u string. The e string is open. The diagram is enclosed in a rounded rectangle with a black border. There are four black diagonal lines in the top-left and bottom-right corners, representing the bridge and nut respectively. The website address www.ukulelenklasse.de is printed vertically on the right side.



Ukulele fretboard diagram for the E2 chord. The fretboard is shown with four strings and four frets. The strings are labeled from top to bottom: e', mi', 'u, e. The chord is formed by pressing the first fret on the e' string, the second fret on the mi' string, and the third fret on the 'u string. The e string is open. The diagram is enclosed in a rounded rectangle with a black border. There are four black diagonal lines in the top-left and bottom-right corners, representing the bridge and nut respectively. The website address www.ukulelenklasse.de is printed vertically on the right side.



Ukulele fretboard diagram for the E2 chord. The fretboard is shown with four strings and four frets. The strings are labeled from top to bottom: e', mi', 'u, e. The chord is formed by pressing the first fret on the e' string, the second fret on the mi' string, and the third fret on the 'u string. The e string is open. The diagram is enclosed in a rounded rectangle with a black border. There are four black diagonal lines in the top-left and bottom-right corners, representing the bridge and nut respectively. The website address www.ukulelenklasse.de is printed vertically on the right side.



Ukulele fretboard diagram for the E2 chord. The fretboard is shown with four strings and four frets. The strings are labeled from top to bottom: e', mi', 'u, e. The chord is formed by pressing the first fret on the e' string, the second fret on the mi' string, and the third fret on the 'u string. The e string is open. The diagram is enclosed in a rounded rectangle with a black border. There are four black diagonal lines in the top-left and bottom-right corners, representing the bridge and nut respectively. The website address www.ukulelenklasse.de is printed vertically on the right side.